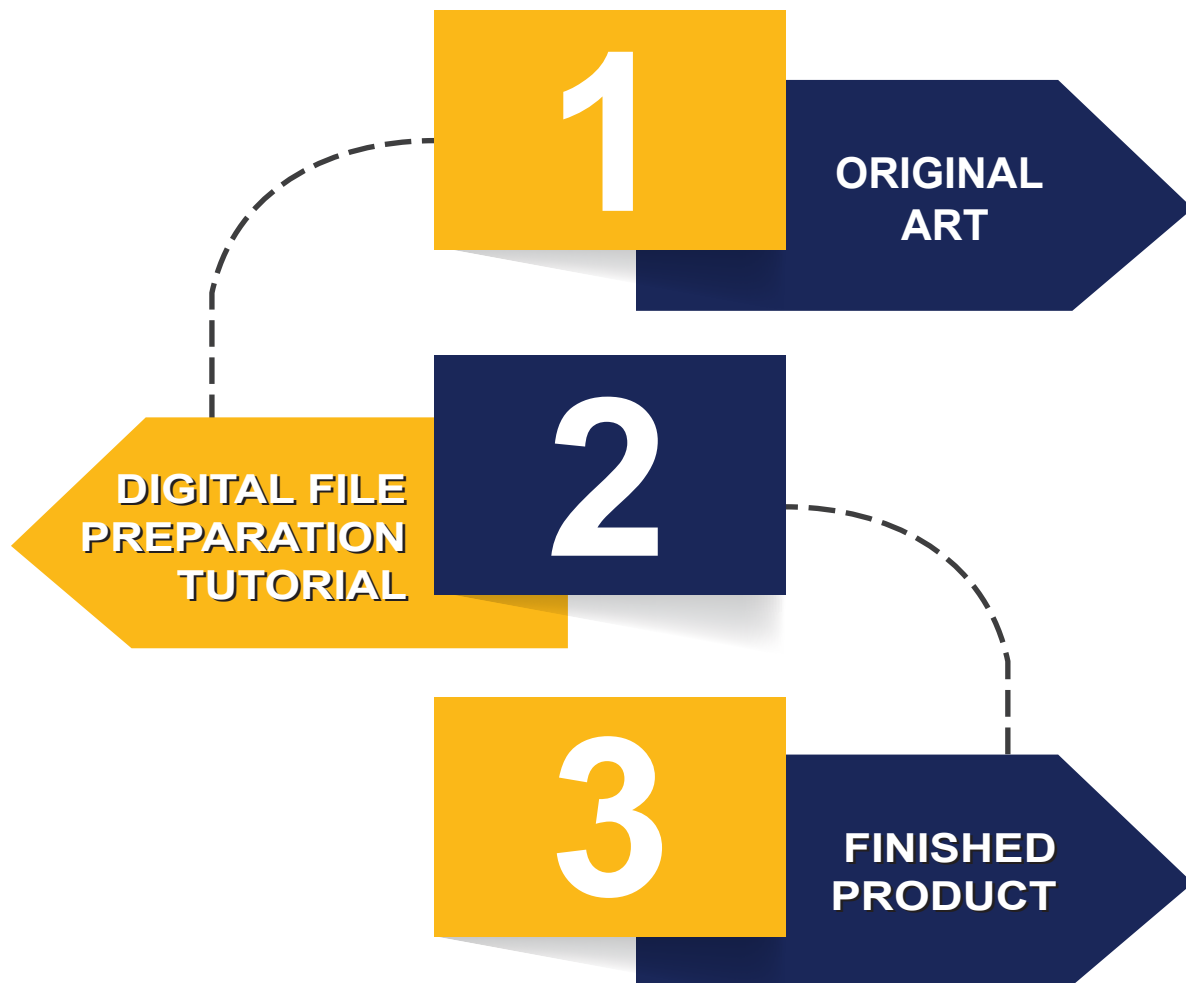


STEPS TO CREATING A ECONOFOIL® 2MM DIE SLEEVE

KEY BENEFITS TO A ECONOFOIL® 2MM DIE SLEEVE:

- Fast setup, inexpensive to ship, easy to handle and store
- Excellent registration
- Allows for flexibility with artwork because of minimal 2mm wide sleeve
- Purchase one mandrel per repeat size. Then only order the EconoFoil® 2MM die sleeve for your different jobs
- Patented

The Steps to Creating a EconoFoil® 2MM Die Sleeve



STEP

1

ORIGINAL ART

UEI® Group loves working with a creative customer who seeks to capture attention. We want your product to be flawless but in order for us to make that happen, we need the art to be in vector format and that follows our Digital File Preparation Tutorial.



STEP

2

DIGITAL FILE TUTORIAL

UEI® Group has developed an easy-to-follow Digital File Preparation Tutorial. The tutorial walks you through the basic digital artwork requirements for manufacturing your engraved die.


* Add all necessary information for manufacturing the order, including any art instructions.

ART NEEDED WITH UEI® GROUP'S COLOR KEY

























ART NEEDED BY UEI® GROUP IN OUTLINE MODE



-  Purple: Flatstamped
-  Gray: Texture
- UniFration® Pattern: FB 05

* Show relief line and depict effects by color key

UEI Group's Color Key		UEI Group's Relief Line Key	
	Blue: Raised Round		Raised Round, easy to cover with foil.
	Red: Raised Flat		Raised Flat, more difficult to cover with foil.
	Gray: Texture		Raised Flat, with rounded edge.
	Purple: Flatstamp Area(s)		Raised Flat with Fade, cover with or without foil.
	Yellow: Sculptured or Multi-Level		Deboss Flat with Fade, seldom used with foil.
	Orange: Solid Full or Solid Emboss Area(s)		Fade Off, seldom used with foil.
	Brown: Raised Roof		Sculptured, used with or without foil.
	Pink: Deboss Roof		Flat Lift with Embossing, used with or without foil.
	Green: Deboss Area		Raised Roof, very difficult to cover with foil.
	Turquoise: Deboss Flat		Deboss Roof, used with or without foil.
	Areas to be left out of image: Denoted by Black XXXX		Deboss Round, used with or without foil.
			Deboss Flat, used with or without foil.

STEP

4

FINISHED PRODUCT

We did it! We created a masterpiece and now it's time to ship the product. You will receive an email or fax from us stating your order has been shipped with the tracking information.

